

Topic: Spanish	Year group	Term
Greetings	Year 1	Autumn 2 6 sessions

Background knowledge

'Buenos días' and 'hola' both mean 'hello' in Spanish. 'Buenos días' is introduced in this lesson and this unit as the more formal option. Encourage the children to use 'hola' (the less formal option) as it is a simpler, more appropriate option for this unit considering the age of the pupils. It would be how they would greet each other in Spain. 'Buenos días' would be how they greet adults and also their teachers. As they will be encouraged to speak, greet each other and use the characters presented in the lesson, the language has to be tailored to their needs, so encourage the use of 'hola' more than 'buenos días'. 'Hola' is less formal and translates as 'Hi'. You normally use 'hola' in an informal situation with friends or with someone you know well. You use 'buenos días' in slightly more formal situations or when you first meet someone. It is considered a polite and respectful greeting.

What should I already know?

- Understand how to listen carefully and why listening is important.
- Learn new vocabulary
- Use new vocabulary through the day
- Develop social phrases
- Use new vocabulary in different contexts.
- Learn rhymes, poems and songs.

National Curriculum Objectives / Key Skills	The Journey
<p>No NC objectives as not compulsory in KS1</p> <p>Learning to listen really well and repeat what we hear with improving accuracy. Working on my memory so that we are able to have a simple and short conversation in Spanish using the words and the short phrases we have learnt.</p> <p>I can join in with songs and rhymes I can answer with a single word I can answer with a short phrase</p>	<ol style="list-style-type: none"> 1. To use 'hola' and 'buenos dias' to greet friends. 2. To say 'my name is ...' in Spanish 3. To ask friends how they are feeling 4. To answer question 'how are you?' 5. To use 'adios' to say goodbye. 6. To use '¡Hasta luego!'




Outcomes

An overview of what children will know / can do

Working towards: With support, say 'hello' (formally and informally) in Spanish. I can say 'my name is...' in Spanish.

Expected: Say 'hello' (formally and informally) in Spanish. I can say 'my name is...' in Spanish. I can ask somebody in Spanish how they are feeling and give a reply. I can say 'goodbye' and 'see you soon' in Spanish.

Exceeding: I can confidently say 'hello' (formally and informally) in Spanish. I can say 'my name is...' in Spanish. I can ask somebody in Spanish how they are feeling and give a reply. I can say 'goodbye' and 'see you soon' in Spanish.

Key Vocabulary	Timeline / Diagrams
<p>Los Saludos - Salutations / Greetings</p> <p>Buenos días - Good morning</p> <p>Hola - Hi</p> <p>Me llamo... - My name is...</p> <p>¿Cómo estás? - How are you?</p> <p>Estoy bien - I am well/good</p> <p>Estoy mal - I am not well/good</p> <p>Más o menos - So, so</p> <p>Adiós - Goodbye</p> <p>Hasta luego - See you later</p>	  

Key people / places

Spain - The Spanish name for Spain is España. It is located in Europe. The capital of Spain is Madrid. France and Portugal border with Spain. There are 21 Spanish speaking countries in the world, 700 million people.

Assessment questions / outcomes

Can you say 'hi' to your friends?

Can you say 'my name is ...' in Spanish?

Can you ask your friends how they are feeling in Spanish?

Can you answer the question '¿Cómo estás?'

Can you say goodbye?

Can you say 'see you later' in Spanish?