

Topic: Food and Nutrition	Year group	Term
Fruit kebabs	Year 1	Autumn 1 5 sessions

Background knowledge

Fruits come from all over the world, some are grown naturally in this country like apples, pears, berries and plums. Others have to be grown in special greenhouses/conditions or come from other countries such as oranges (Spain, America), bananas (South Asia/Africa), mango (Asia), Kiwi (New Zealand), Grapes (Europe)

What should I already know?

Names of some fruits

National Curriculum Objectives / Key Skills	The Journey
<ul style="list-style-type: none"> Explore and evaluate a range of existing products Understand where food comes from. Design purposeful, functional, appealing products for themselves and other users based on design criteria Generate, develop, model and communicate their ideas through talking and drawing. Select from and use a range of tools and equipment to perform practical tasks, for example, cutting, peeling, chopping use the basic principles of a healthy and varied diet to prepare dishes Evaluate their ideas and products against design criteria <p>EYFS – Exploring and using materials Realises tools can be used for a purpose (30-50) Uses simple tools and techniques competently and appropriately (40-60) They safely explore a variety of materials, tools, and techniques, experimenting with colour, design, texture, form, and function. (ELG)</p> <ul style="list-style-type: none"> I can describe the taste and texture of food I've explored. I can explain where some foods come from. I can design something appealing and functional I can work safely with equipment I can cut and prepare food safely and hygienically I can explain what went well with my work and think what I could do to make it better. 	<ol style="list-style-type: none"> To describe taste and texture of different fruits and give opinions on likes and dislikes. To look at where different fruits come from. Design a fruit kebab. Look at how to chop fruits correctly and safely. To make a fruit kebab. To taste final product. To evaluate product.

--	--






Outcomes

An overview of what children will know / can do

Working towards: With support, I can design and make a fruit kebab.

Expected: I can design and make a fruit kebab making independent choices based on what I like and don't like.

Exceeding: I can independently design and make a fruit kebab and explain my choices.

Key Vocabulary	Timeline / Diagrams
<p>Fruit - a food that grows on trees. Taste - the flavour of a food. Texture - the way a food feels. Chop - to cut into smaller pieces. Peel - to remove the skin of a fruit. Grow - to go from a seed to a fruit. Skewer - a wooden stick. Knife - a sharp utensil used to chop. Chopping board - a board for cutting foods.</p> <p>Types of fruit: Apples Bananas Strawberries Pears Oranges</p>	    

Key people / places

Europe- Spain, Italy, Greece

Asia- India, Thailand

North America- California, Hawaii

South America- Brazil, Argentina

Africa

Assessment questions / outcomes

Can you identify the fruits?

Can you name some fruits from this country?

Can you name some fruits from other countries?

Can you say how to chop foods safely?

Can you explain why you've chosen these fruits?

Did you like your fruit kebab?

What would you change?

Did it match your design?